

NOTE

1. Specification

- 1.1 Frequency range : DC ~ 26.5GHz
- 1.2 Impedance : 50 Ohm Nom.
- 1.3 VSWR : 1.15 Max(18GHz) / 1.20 Max(26.5GHz)
- 1.4 Operating temperature : -45°C ~ 125°C

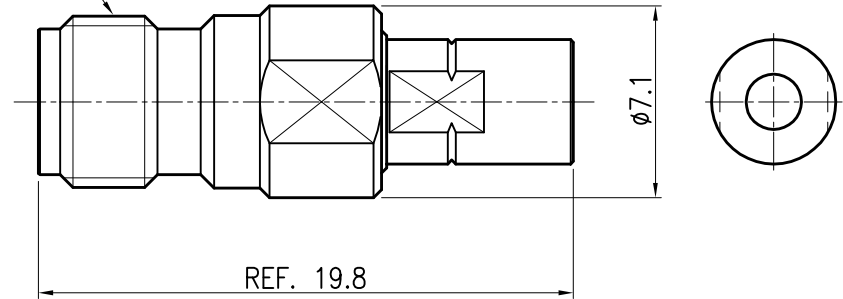
2. Material and Finish

- 2.1 Body : Passivated Stainless steel
- 2.2 Center contact : Gold Plated Beryllium copper
- 2.3 Insulator : PTFE




3. 2011/65/EU(RoHS) compliant

REV	DESCRIPTION	DATE	ECO	APPR
A	Register drawing	17. 2.16		

1/4-36UNS-2A



UNLESS OTHERWISE SPECIFIED, DIMENSIONS ARE IN MILLIMETERS AND TOLERANCES ARE :

1 PLACE DECIMAL ± 0.20 mm    2 PLACE DECIMAL ± 0.10 mm    ANGLES ± 1°    1.6a   

REMOVE BURRS. BREAK SHARP EDGES



MATERIAL	DRAWN	DATE	TITLE		
SEE PART LIST		2017. 2. 16	BETWEEN ADAPTOR SMA FEMALE TO SMP MALE L.D		
FINISH	ENGINEER	DATE		SCALE	SHEET
SEE PART LIST			N.S	1 of 1	
REFERENCE	APPROVED	DATE	DRAWING No.		REV.
		2017. 2. 16	AD33020-A02-SP1		A
	CAD FILE	DWG SIZE			
	CAD:/ADAPTOR/SMA TO SMP	A4			